











## Corporate Cup - Division 1

PLACE		TEAM NAME	OVERALL POINTS
1		LAKETEC	94
2		Manta United	69
3		Code3 - Commerce	54
4		Specialty Networks	49
5		Gilbane Building Company	44
6		Hunter International, Inc.	40

<b>7</b>		Newry Corp	36
<b>8</b>		Boyd Watterson Asset Management	34
<b>9</b>		Fund That Flip	33
<b>10</b>		Transport Services	28
<b>11</b>		Marcum LLP	20
<b>12</b>		Splash Financial	19

## Corporate Cup - Division 2

PLACE		TEAM NAME	OVERALL POINTS
1		A.M. Higley	80
2		Equitable Advisors	75
3		Bevcorp	68
4		Redwood	64
5		Roundstone Insurance	51
6		Nexus Engineering Group, LLC	41

7		Wrap-Tite	40
8		Cleveland Research Company	37
9		Cleveland Steel Container / Pipeline Packaging	33
10		Lumitex	31
11		Accenture Consulting	23
12		MarshBerry	18
13		State Industrial Products	5

## Corporate Cup - Division 3

PLACE		TEAM NAME	OVERALL POINTS
1		Beverage Distributors	123
2		Conn-Selmer	61
3		Gallagher	55
4		Jergens	52
5		Fives North American Combustion	49
6		Eberhard Manufacturing	49

7



TruWest Company

43

8



Team Wendy

39

9



Electronic Merchant Systems

28

10



World Group

24

11





Mazzella Companies


19

## Corporate Cup - Division 4

PLACE		TEAM NAME	OVERALL POINTS
1		Weltman, Weinberg & Reis, Co.	87
2		Airgas	81
3		Oswald Companies	74
4		Cavaliers Holdings LLC	58
5		iDesign	55
6		CMHA	48

7		ABB	44
8		MRI Software	22

### Corporate Cup - Division 6

PLACE		TEAM NAME	OVERALL POINTS
1		Swagelok	107
2		Lubrizol	98
3		Parker Hannifin	87



4



PNC Bank

49

5



GCRTA

46

6



Nestle

23

7



Aerotek

19